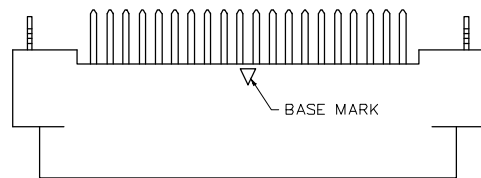


HSF



ROHS



No. of Pin	Dimensions				
	A	B	C	D	n
20	11.43	17.53	21.40	24.05	9
30	17.78	23.88	27.75	30.40	14
40	24.13	30.23	34.10	36.75	19
50	30.48	36.58	40.45	43.10	24
60	36.83	42.93	46.80	49.45	29
68	41.91	48.01	51.88	54.53	33
80	49.53	55.63	59.50	62.13	39
100	62.23	68.33	72.20	74.85	49

Ordering Code:

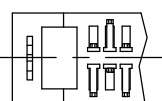
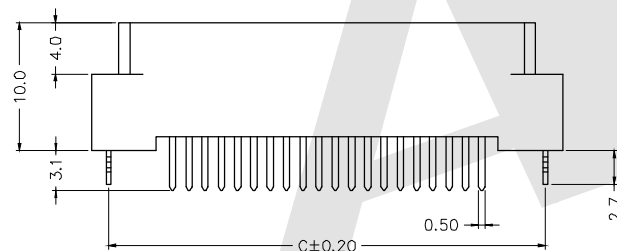
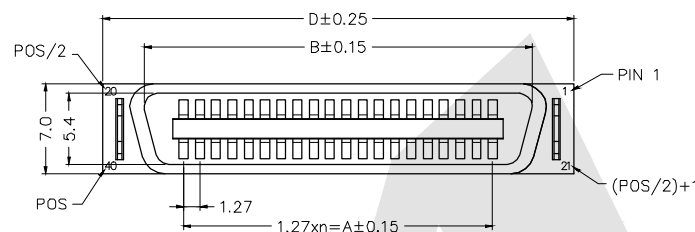
HPZTD - M - X - X  
 ① ② ③ ④

- ① Series No:  
1. 27mm Straight  
Full Plastic Type
- ② Contact Type:  
M: Male

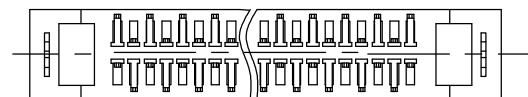
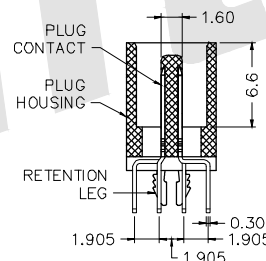
- ③ Contact NO. :  
20=20P 30=30P 40=40P  
50=50P 68=68P 100=100P
- ④ Contact Plating  
S0: Gold Flash Selective Plating  
S2: 5u" Gold Selective Plating  
S4: 15u" Gold Selective Plating  
S5: 30u" Gold Selective Plating

SPECIFICATIONS:

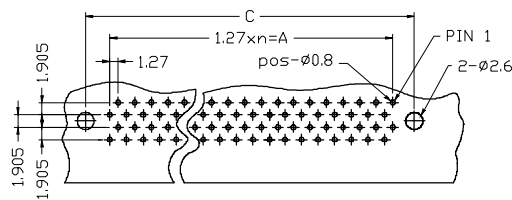
1. Electrical Characteristics:
  - 1.1 Contact Current Rate: 1AMP
  - 1.2 Insulation Resistance: 500MΩ Minimum
  - 1.3 Contact Resistance: 35MΩ Maximum
  - 1.4 Dielectric Voltage: 500V AC For One Minute
2. Material:
  - 2.1 Insulator: LCP+30%G/F, Color: black
  - 2.2 Contact: Phosphor bronze
4. Environment:  
Operation Temperature: -40° C To +105° C



FOR 30, 50 POS



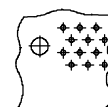
FOR 20, 40, 60, 68, 80, 100 POS



FOR 30, 50 POSITIONS ONLY

Mounting holes ( bottom view)

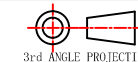
RECOMMENDED PC BOARD MOUNTING DIMENSIONS COMPONENT SIDE



FOR 20, 40, 60, 68, 80, 100 POSITIONS ONLY

Unless Otherwise specified tolerance  
 X. ±0.35 X.XX: ±0.20  
 X.X: ±0.25 X.XXX: ±0.15

SCALE: As Shown UNIT: mm  
 DRAW: Jack Bao DATE: 9/18/2018  
 CHECK: Bob Yang DATE: 9/18/2018



ANTENK ELECTRONICS CO., LTD  
 Http://www.antenk.com  
 E-mail:sales@antenk.com

TITLE:  
1.27mm Series Plug Straight Full Plastic Type

DRAWING NO: HPZTD-MXX

PRODUCT NO: HPZTD-MXX

REV	DESCRIPTION	DATE